



SPECIAL SERVICE TOOL LIST


It's essential that the S.S.T. illustrated in this manual must be absolutely utilized in performing the various operations of replacement and installation of the part/s.



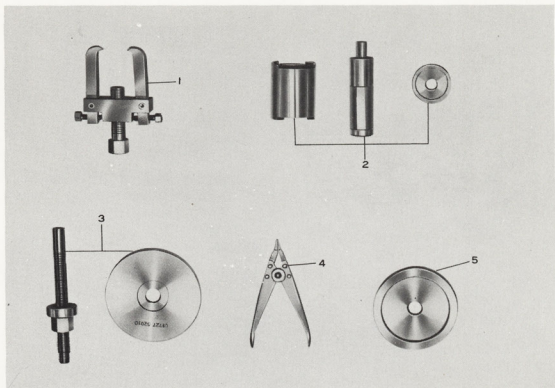
- | | | |
|----|-------------|---|
| 1 | 09202-43010 | Valve spring compressor |
| 2 | 09239-40010 | Water pump rotor puller |
| 3 | 09228-41010 | Oil cleaner band wrench |
| 4 | 09201-40010 | Valve stem guide remover & replacer |
| 5 | 09225-43010 | Valve timing adjust wrench |
| 6 | 09201-41010 | Valve guide bushing replacer |
| 7 | 09248-43010 | Valve timing adjust gauge |
| 8 | 09238-40010 | Water pump bearing remover & replacer |
| 9 | 09235-20010 | Water pump pulley seat puller |
| 10 | 09212-41010 | Distributor shaft bushing replacer |
| 11 | 09222-30010 | Connecting rod bushing remover & replacer |
| 12 | 09286-46011 | Injection pump spline shaft puller |
| 13 | 09213-43010 | Crankshaft damper Puller |
| 14 | 09240-43010 | Float level gauge |
| 15 | 09950-20010 | Universal puller |
| 16 | 09233-41010 | Pump drive shaft bearing replacer |
| 17 | 09214-41010 | Crankshaft damper & gear replacer |
| 18 | 09860-11010 | Carburetor driver set |
| 19 | 09223-41010 | Crankshaft rear oil seal replacer |




- | | | |
|---|-------------|--------------------------------------|
| 1 | 09308-10010 | Oil seal puller |
| 2 | 09327-62010 | Countershaft bearing lock nut wrench |
| 3 | 09303-35010 | Input shaft front bearing puller |
| 4 | 09326-62010 | Output shaft bearing lock nut wrench |
| 5 | 09301-36010 | Clutch guide tool |
| 6 | 09304-30012 | Input shaft front bearing replacer |
| 7 | 09905-00010 | Snap ring expander No.1 |




- | | | |
|---|-------------|--|
| 1 | 09950-20010 | Universal puller |
| 2 | 09330-30010 | Universal joint flange holding tool |
| 3 | 09330-20010 | Universal joint flange holding tool |
| 4 | 09504-30010 | Differential adjusting nut wrench |
| 5 | 09530-30010 | Differential drive pinion adjusting gauge |
| 6 | 09505-20010 | Differential side bearing replacer |
| 7 | 09506-30010 | Differential drive pinion rear bearing cone replacer |
| 8 | 09529-62010 | Rear knuckle oil seal replacer |
| 9 | 09517-62010 | Drive shaft oil seal replacer |



- | | | |
|---|-------------|--|
| 1 | 09268-62010 | Ball joint puller |
| 2 | 09716-62010 | Control arm bushing remover & replacer |
| 3 | 09727-62010 | Rear spring compressor |
| 4 | 09905-00020 | Snap ring expander No.2 |
| 5 | 09639-62010 | Steering pinion torque flange |



- | | | | |
|---|-------------|---------------------------------|-------|
| 1 | 09802-62010 | Ignition switch lock nut wrench | |
| 2 | 09811-62010 | Toggle switch lock nut wrench | |
| 3 | 09810-62010 | Lighting switch lock nut wrench | |
| 4 | 09801-30010 | Handle shaft snap ring remover | V2624 |



- | | | | |
|---|-------------|-----------------------------------|-------|
| 1 | 09719-20010 | Disc brake pad remover & replacer | V2625 |
|---|-------------|-----------------------------------|-------|

Prepared By

TOYOTA MOTOR SALES CO., LTD.
Export-Technical Division
Haruhi Plant

Haruhi-mura, Nishikasugai-gun
Aichi Pref., Japan

August 1967

No. 98610

Printed in Japan