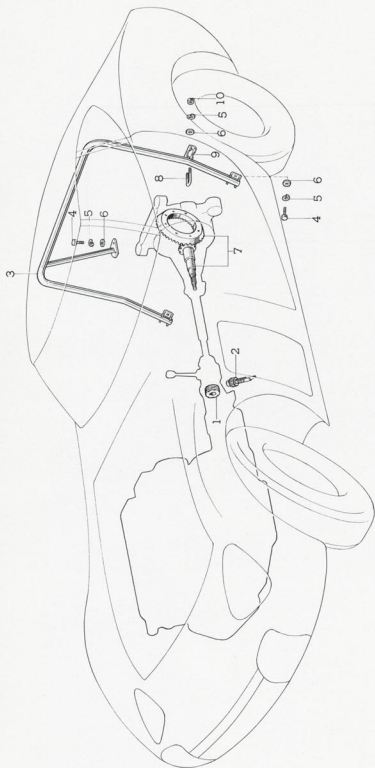


OPTIONAL

GROUP

FIG.-125 ROLL BAR



B 3103

Toyota 2000 GT

251

ILLUS-
TRATION PART NO.

NOMENCLATURE

P E R
VEHICLE MODEL

ROLL BAR

(FIG.125)

	33110-62030	TRANSMISSION ASSY (Speedometer gear ratio 19 : 6) (For differential gear ratio 37 : 9) (Only speedometer drive gear & driven gear are different.)	1	MF10.10L
	33110-62020	TRANSMISSION ASSY (Speedometer gear ratio 18 : 5) (For differential gear ratio 37 : 8) (Only speedometer drive gear & driven gear are different.)	1	MF10.10L
1	33481-62020	GEAR, speedometer drive (N=6)	1	MF10.10L
2	33482-62030	GEAR, speedometer driven (N=19)	1	MF10.10L
	33482-62020	GEAR, speedometer driven (N=18)	1	MF10.10L
3	74660-88110	ROLL BAR ASSY	1	MF10
	74660-88120	ROLL BAR ASSY	1	10L
4	91112-40820	BOLT (hex-hd. 8-1.25p x 20)	6	
5	94511-00800	WASHER, spring (8)	10	
6	94612-10800	WASHER, plate (8 x 1.6)	10	
	41110-62030	CARRIER ASSY, differential (Gear ratio 37 : 8) .. (Only ring gear & pinion kit are different.)	1	MF10.10L
	41110-62020	CARRIER ASSY, differential (Gear ratio 37 : 9) .. (Only ring gear & pinion kit are different.)	1	MF10.10L
7	41201-62010	RING GEAR & DRIVE PINION KIT, differential (Gear ratio 37 : 8)	1	MF10.10L
	41201-30030	RING GEAR & DRIVE PINION KIT, differential (Gear ratio 37 : 9)	1	MF10.10L
8	90072-11701	BOLT, "U"	2	MF10.10L
9	74665-88110	HOLDER, roll bar mounting	2	MF10.10L
10	94110-40800	NUT (hex. 8-1.25p)	4	

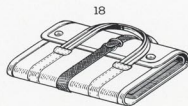
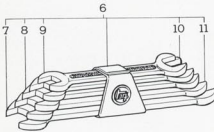
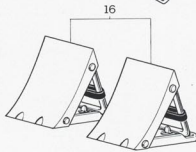
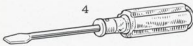
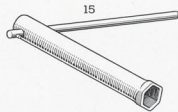
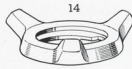
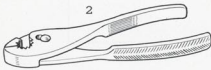
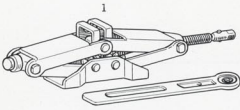
OPT

..... SPACE FOR MEMO

.....

TOOL GROUP

FIG.-135 STANDARD TOOL



ILLUS-
TRATION PART NO.

NOMENCLATURE

P E R
VEHICLE MODEL

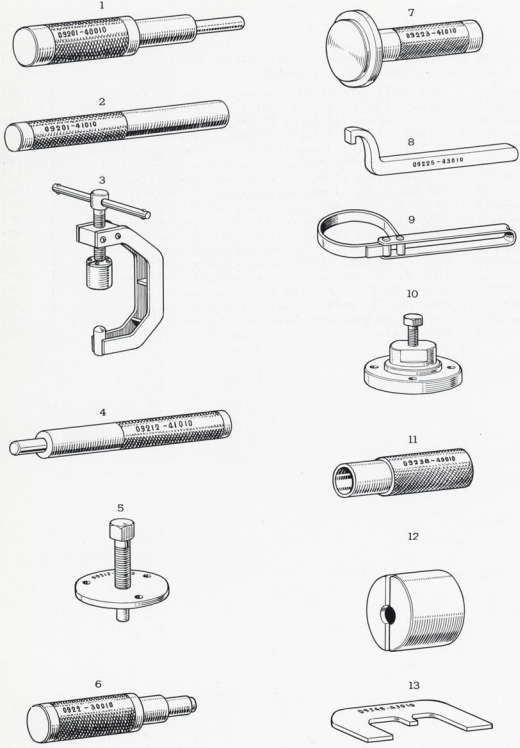
STANDARD TOOL

(FIG.135)

	09100-62010	TOOL SET, standard	1	MF10.10L
		(includes all of Fig.-135)		
1	09110-62010	JACK ASSY, pantograph	1	MF10.10L
2	09130-00011	PLIERS, 150 mm.	1	MF10.10L
3	09135-00030	DRIVER, screw (-) type, 75 mm.	1	MF10.10L
4	09135-00060	DRIVER, screw (-) type, 150 mm.	1	MF10.10L
5	09135-00090	DRIVER, screw (+) type, No.2	1	MF10.10L
6	09140-62010	SPANNER SET, "5" PCS	1	MF10.10L
7	09141-00060	SPANNER, 19 x 17 mm.	1	MF10.10L
8	09141-00040	SPANNER, 12 x 14 mm.	1	MF10.10L
9	09141-00010	SPANNER, 8 x 9 mm.	1	MF10.10L
10	09141-00030	SPANNER, 10 x 12 mm.	1	MF10.10L
11	09141-00050	SPANNER, 14 x 17 mm.	1	MF10.10L
12	09137-62010	HAMMER, No.2	1	MF10.10L
13	09145-00030	WRENCH, monkey, 250 mm.	1	MF10.10L
14	09150-62010	WRENCH, hub nut	1	MF10.10L
15	09155-43010	WRENCH ASSY, spark plug	1	MF10.10L
16	09185-00010	STOPPER SET, wheel, No.1	1	MF10.10L
17	09186-00010	GAGE, tire pressure, No.1	1	MF10.10L
18	09120-62010	BAG, tool	1	MF10.10L

TOOL

FIG.-136 SPECIAL SERVICE TOOL



ILLUS-
TRATION PART NO.

NOMENCLATURE

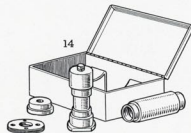
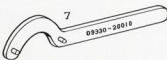
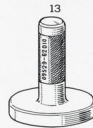
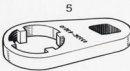
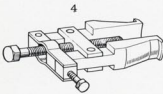
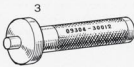
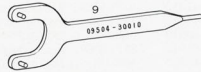
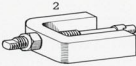
P E R
VEHICLE MODEL

SPECIAL SERVICE TOOL

(FIG.136)

1	09201-40010	REMOVER & REPLACER, valve guide bush	MF10.10L
2	09201-41010	REPLACER, valve guide bush	MF10.10L
3	09202-43010	COMPRESSOR, valve spring	MF10.10L
4	09212-41010	REPLACER, distributor shaft bush	MF10.10L
5	09213-43010	PULLER, crankshaft damper	MF10.10L
6	09222-30010	REMOVER & REPLACER, connecting rod bush	MF10.10L
7	09223-41010	REPLACER, crankshaft rear oil seal	MF10.10L
8	09225-43010	WRENCH, valve timing adjust	MF10.10L
9	09228-41010	WRENCH, oil cleaner band	MF10.10L
10	09235-20010	PULLER, water pump pulley seat	MF10.10L
11	09238-40010	REMOVER & REPLACER, water pump bearing	MF10.10L
12	09239-40010	PULLER, water pump rotor	MF10.10L
13	09248-43010	GAGE, valve timing adjust	MF10.10L

FIG.-137 SPECIAL SERVICE TOOL



ILLUS-
TRATION PART NO.

NOMENCLATURE

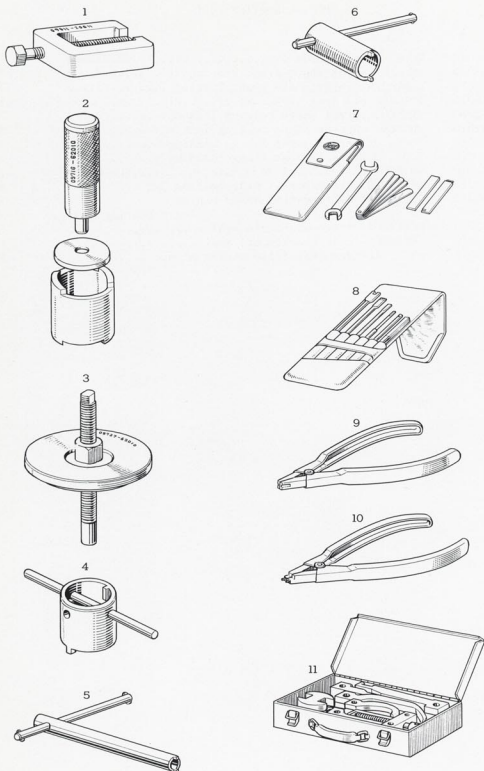
P E R
VEHICLE MODEL

SPECIAL SERVICE TOOL

(FIG.137)

1	09301-36010	TOOL, clutch guide	MF10.10L
2	09303-35010	PULLER, input shaft front bearing	MF10.10L
3	09304-30012	REPLACER, input shaft front bearing	MF10.10L
4	09308-10010	PULLER, oil seal	MF10.10L
5	09326-62010	WRENCH, output shaft bearing lock nut	MF10.10L
6	09327-62010	WRENCH, counter shaft bearing lock nut	MF10.10L
7	09330-20010	TOOL, universal joint flange holding	MF10.10L
8	09330-30010	TOOL, universal joint flange holding	MF10.10L
9	09504-30010	WRENCH, differential adjusting nut	MF10.10L
10	09505-20010	REPLACER, differential side bearing	MF10.10L
11	09506-30010	REPLACER, differential drive pinion rear bearing corn	MF10.10L
12	09517-62010	REPLACER, drive shaft oil seal	MF10.10L
13	09529-62010	REPLACER, rear knuckle oil seal	MF10.10L
14	09530-30010	GAGE, differential drive pinion adjust	MF10.10L

FIG.-138 SPECIAL SERVICE TOOL



T 0338

ILLUS- TRATION	PART NO.	NOMENCLATURE	P E R VEHICLE	MODEL
-------------------	----------	--------------	------------------	-------

SPECIAL SERVICE TOOL

(FIG.138)

1	09611-20011	PULLER, tie rod end		MF10.10L
2	09716-62010	REMOVER & REPLACER, control arm bush		MF10.10L
3	09727-62010	COMPRESSOR, rear spring		MF10.10L
4	09802-62010	WRENCH, ignition switch lock nut		MF10.10L
5	09810-62010	WRENCH, light switch lock nut		MF10.10L
6	09811-62010	WRENCH, tumbler switch lock nut		MF10.10L
7	09850-21010	ADJUST KIT, engine		MF10.10L
8	09860-11010	DRIVER SET, carburetor		MF10.10L
9	09905-00010	EXPANDER, snap ring, No.1		MF10.10L
10	09905-00020	EXPANDER, snap ring, No.2		MF10.10L
11	09950-20010	PULLER, universal		MF10.10L

..... SPACE FOR MEMO

.....